

# Installation Manual

MERCEDES VITO 5DR SWB  
MB-VITOSWB-5-C-18



COMPONENTS INCLUDED

FIXING CLIPS



CL-M02 x 8



# Side Shade Installation


MERCEDES VITO 5DR SWB  
MB-VITOSWB-5-C-18

COMPONENTS NEEDED:




## STEP #1

ATTACH CLIPS ON SHADE EDGES




## STEP #2

POSITION THE SIDE SHADE




## STEP #3

INSERT CLIPS INSIDE WEATHERSTRIP



## STEP #4

ENSURE SECURELY FITTED IN PLACE



**CAR**  
SHADES