


Installation Manual

MERCEDES S CLASS 4 DR
MB-SCLS-4-B SWB



Shades



Side Shades



Tailgate Shades

Fixing Clips



CL-M02 x 6



CL-M03 x 4



CL-M12 x 4



CL-M14 x 1



Installation

MERCEDES S CLASS 4 DR
MB-SCLS-4-B SWB

Components Needed



Side Shades



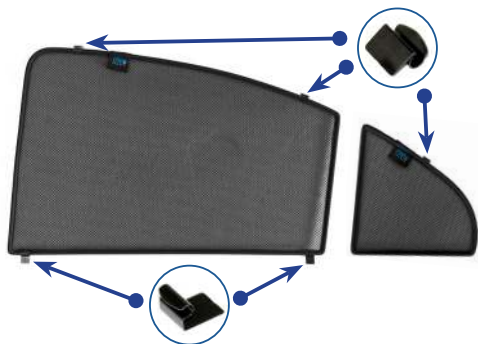
CL-M02 x 6



CL-M03 x 4

Side Shade Installation

STEP 1



STEP 2



STEP 3



STEP 4



STEP 5



STEP 6



Installation

MERCEDES S CLASS 4 DR
MB-SCLS-4-B SWB



Side Shade Installation

STEP 7




*View from the other side.
Ensure clip fits under trim*

STEP 8



*View from the other side.
Ensure clip fits under trim*

STEP 9



STEP 10



STEP 11



STEP 12



Installation

MERCEDES S CLASS 4 DR
MB-SCLS-4-B SWB



Side Shade Installation

STEP 13



STEP 14



Repeat this whole process for the other side.

Installation

MERCEDES S CLASS 4 DR
MB-SCLS-4-B SWB

Components Needed



Tailgate Shades



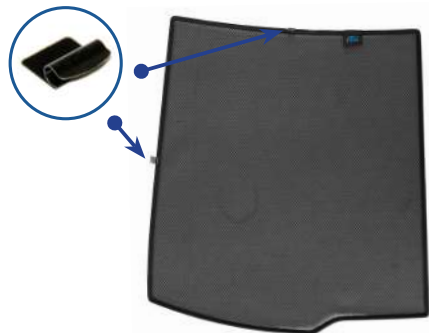
CL-M12 x 4



CL-M14 x 1

Tailgate Shade Installation


STEP 1



STEP 2



STEP 3



STEP 4



STEP 5



STEP 6




Installation

MERCEDES S CLASS 4 DR
MB-SCLS-4-B SWB




Tailgate Shade Installation

STEP 7




STEP 8



Repeat this whole process for the other side.


STEP 9



STEP 10



STEP 11



STEP 12

