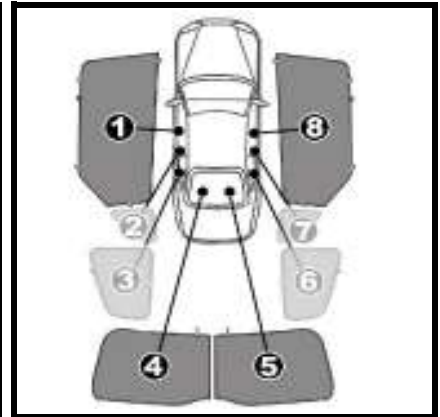


INSTALLATION INSTRUCTIONS

RENAULT TWINGO 2015-

REN-TWIN-5-B

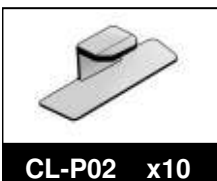


COMPONENTS INCLUDED

SHADES



FIXING CLIPS

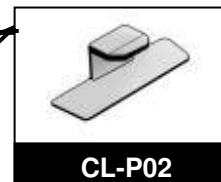


X2 Promoter

SIDE SHADE INSTALLATION



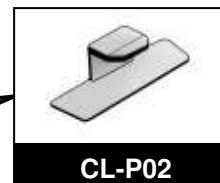
Clean the whole area and leave to dry before sticking the clips.



REAR SHADE INSTALLATION



Clean the whole area and leave to dry before sticking the clips.



CL-P02



CL-P14

Repeat the above steps on the opposite rear shades to complete.

REAR SHADE INSTALLATION

