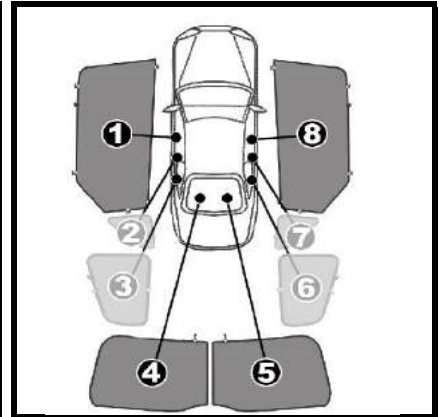


INSTALLATION INSTRUCTIONS

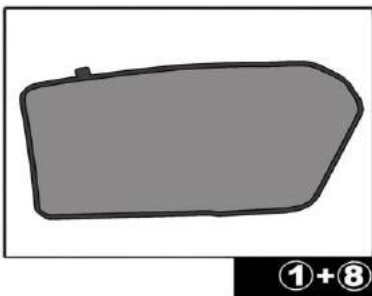
PEUGEOT 208 3 DOOR 2013-

PEU-208-3-A

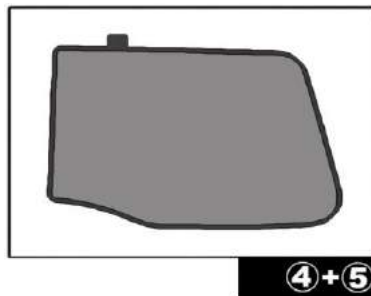


COMPONENTS INCLUDED

SHADES

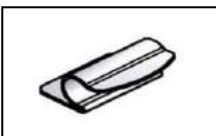


①+⑧



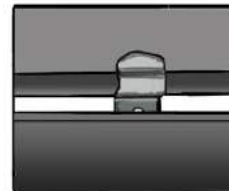
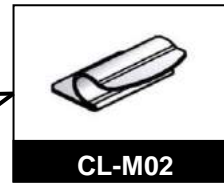
④+⑤

FIXING CLIPS


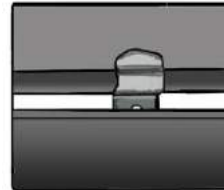


CL-M02 x8

SIDE SHADE INSTALLATION



REAR SHADE INSTALLATION



Please repeat the above steps on the opposite rear shade.

REAR SHADE INSTALLATION

