



# INSTALLATION INSTRUCTIONS



Peugeot 206 SW

PEU-206-E-A

## COMPONENTS

### SHADES



X2



X2



X1



X1

### FIXING CLIPS



X4



X2



X4



X1

Peugeot 206 SW

PEU-206-E-A

### SIDE SHADE INSTALLATION



X2



SIDE SHADE INSTALLATION



SIDE SHADE INSTALLATION




SIDE SHADE INSTALLATION



X2

PORT/LOAD AREA SHADE INSTALLATION




X2




PORT/LOAD AREA SHADE INSTALLATION



REAR SHADE INSTALLATION



REAR SHADE INSTALLATION



REAR SHADE INSTALLATION



REAR SHADE INSTALLATION

