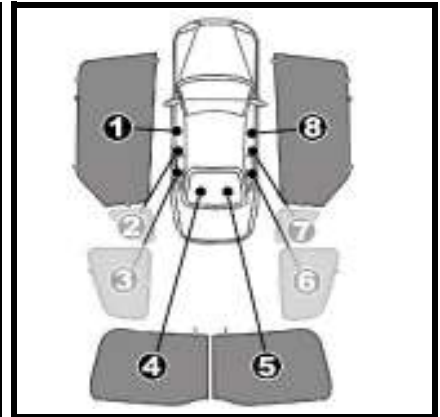


INSTALLATION INSTRUCTIONS

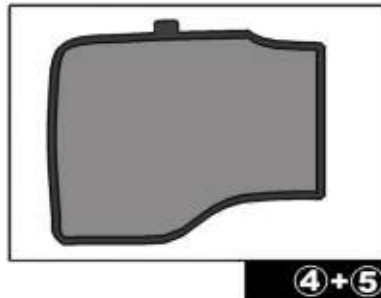
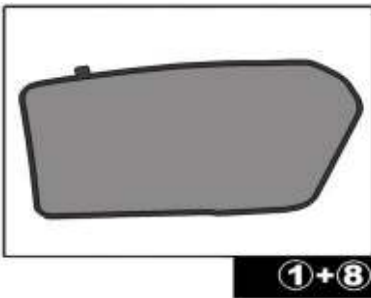
PEUGEOT 108 3 DOOR 2014-

PEU-108-3-A

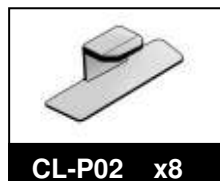


COMPONENTS INCLUDED

SHADES



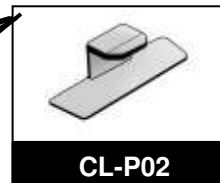

FIXING CLIPS



SIDE SHADE INSTALLATION



REAR SHADE INSTALLATION



Wipe the surface down and leave to dry with the cleaner provided



Repeat the above steps on the opposite side to complete.

REAR SHADE INSTALLATION

