

Installation Manual

HYUNDAI I30 WAGON
HYU-I30-E-B-18



COMPONENTS INCLUDED



1 + 8

FIXING CLIPS



CL-M12 x 2



CL-M13 x 4



Side Shade Installation

HYUNDAI I30 WAGON


HYU-I30-E-B-18

COMPONENTS NEEDED:




STEP #1

ATTACH CLIPS ON SHADE EDGES




STEP #2

POSITION THE SIDE SHADE



STEP #3

INSERT CLIPS INSIDE WEATHERSTRIP



STEP #4

ENSURE SECURELY FITTED IN PLACE



CAR
SHADES