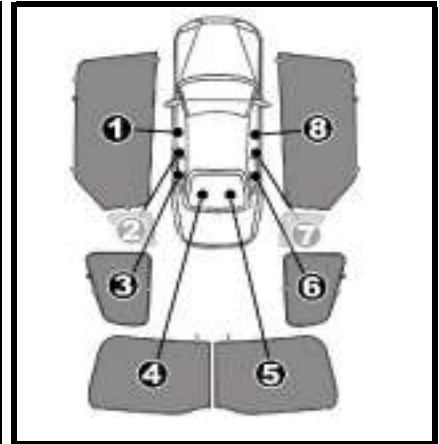


# INSTALLATION INSTRUCTIONS

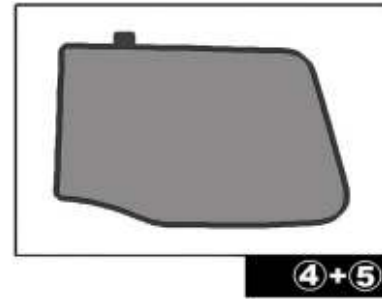
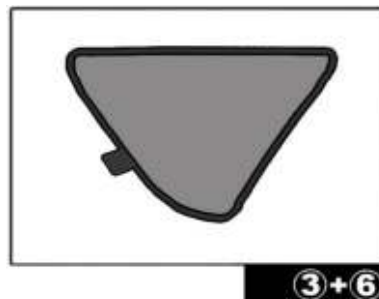
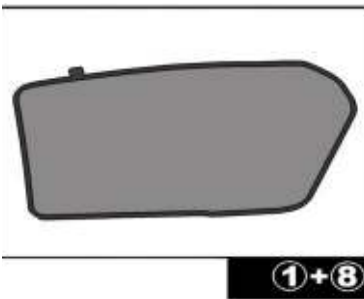
CITREON C4 PICASSO 2013-

CIT-C4PI-5-B



## COMPONENTS INCLUDED

### SHADES



### FIXING CLIPS




**CL-M02 x6**



**CL-M05 x4**

SIDE SHADE INSTALLATION



QUARTER LIGHT SHADE INSTALLATION



REAR SHADE INSTALLATION



Please use the above steps for the other half of the rears.

REAR SHADE INSTALLATION

