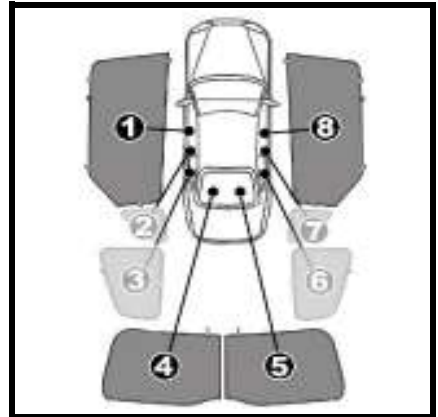


INSTALLATION INSTRUCTIONS

CITREON C4 CACTUS 5 DOOR 2015-

CIT-C4CAC-5-A

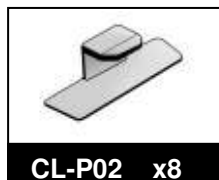


COMPONENTS INCLUDED

SHADES



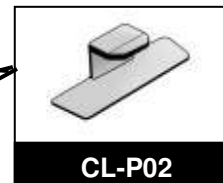
FIXING CLIPS



SIDE SHADE INSTALLATION



Ensure the area is cleaned with both wipes and left to dry for 2 hours before placing the clips.



REAR SHADE INSTALLATION



CL-M12



CL-P14



Repeat the above steps on the opposite rears to complete.

REAR SHADE INSTALLATION

